

DAIMLERCHRYSLER



DaimlerChrysler
India Private Limited

Pune, February 28, 2006

Mr. Sanjay Shah
General Manager
M/s. Cama Motors Private Limited
Rustam Cama Marg,
Lal Darwaja,
Ahmedabad - 380 001.

Service Measure – Checking fold on rear left fender and applying the preservation agent, if necessary, Model 171

Dear Mr. Shah,

It has been informed by DCAG that the fold on the rear left fender needs to be checked for its folded edge in W 171 vehicles. The below mentioned vehicle is located in your market. Hence please inspect the fold on rear left fender on the affected vehicle during its next visit to your workshop and do the needful.

Chassis No. - WDB 171 442 2F 018812

The related work instructions are attached herewith for your ready reference. Please refer the same for the related operation texts, flat rates and spare part details.

Part Nos. : A 000 986 72 70 05

Damage code - 063910358

Cost Settlement:

A warranty / goodwill claim for the cost of labour and material can be submitted through the usual warranty process channel quoting **accounting no. 6391035**.

Please claim Rs. 225.00 per vehicle for the MB cavity wax preservation agent (Enter in the sublet column 53).

-- 2 --

Completion Deadline:

The activity is to be completed **during next visit of the vehicle** to your workshop. The target completion date for this campaign is **31st December 2006**.

Please advise your concerned staff accordingly and ensure that the above mentioned vehicle is attended for this action when it visits your workshop next time.

Please acknowledge receipt of this letter and in case of any queries, please feel free to contact us.

Thanking you,

With best regards,
DaimlerChrysler India Private Limited



D. Chandavarkar
Director
After-Sales



Ashish Salvi
Dy. General Manager
Field Service

Copies to: Mr. Lino Marques - For close follow up with the workshop.

WORK DESCRIPTION FOR SERVICE MEASURE

Code: 0410P63B01

Version: 2.0

Check fold on rear left fender and apply preservation agent if necessary
Model 171

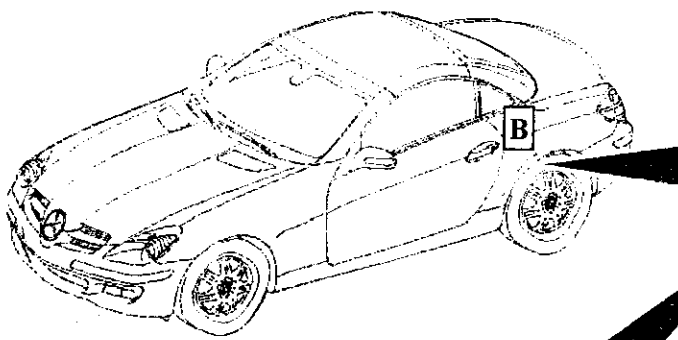


Figure 1




Figure 2



Figure 3

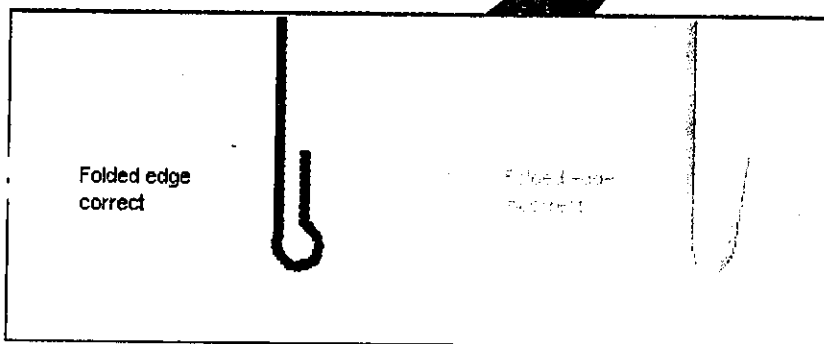


Figure 4

Check/test procedure

1. Check folded edge on rear left fender (figure 4).
i If the folded edge is **NOT** correctly folded, continue with the work procedure, **otherwise end measure.**

Work procedure

1. Remove stop plug (A) from wheelhouse (figure 2).
2. Thoroughly apply preservation agent to area B (figure 1).
i Insert hooked applicator into wheelhouse opening (C) and spray preservation agent in both directions (up and down, figure 3).
i Spray for about 4 seconds in both directions.
i Perform this step twice waiting approximately 5 minutes between applications.
3. Install stop plug (A) into wheelhouse.

Parts

Quantity	Designation	Part no.
As required*	MB cavity wax preservation agent, 1 liter	A 000 986 72 70 05
* 1 container is to be used for 5 vehicles!		

Operation text and flat rate

Operation no.	Operation text	Flat rate	Accounting no.
02-5016 01	Check fold on rear left fender	0.1 h	63 910 35
02-5017 01	Apply preservation agent on rear left fender (after check)	0.3 h	63 910 35

Special tool

Quantity	Designation	Part no.
1	Hooked applicator with spray tube and hose Article no.: 16139	SATA Farbspritztechnik GmbH & Co. KG

DaimlerChrysler AG
Global Service & Parts