

DAIMLERCHRYSLER

DaimlerChrysler
India Private Limited


Pune, June 24, 2005

Workshop Incharge
DC India Authorised Workshops

Service Measure during next workshop visit

~~W 211, R 230~~ Check alternator regulator and replace it, if necessary.
Accounting No. 5493001.

Dear All,

We are in receipt of the subject Service Measure from DCAG for vehicle models W 211 and R 230. On these vehicles, the alternator regulator may fail to prevent voltage values ranging beyond the specified tolerance limits. As a first result, the battery may be insufficiently recharged and the convenience systems be shut off due to a resulting under voltage condition. The voltage drop is accompanied by a corresponding message displayed at the instrument cluster.  Check the as-built configuration of the alternator regulator and replace the regulator, if necessary during next workshop visit of affected vehicle. Please refer to the attached work instructions for the test and work procedures. The list of the affected vehicles is included in the enclosed CD. Please note that the locations mentioned in the list are only indicative and any vehicle mentioned in the list visiting your workshop has to be attended for this Campaign.

Spare Parts, Operation texts and flat rates:

Please refer enclosed Work Instructions.

Please ensure that the necessary parts are available in your parts stock in sufficient quantities. The orders against Service Measures will not be considered for VOR/stock ratio. This campaign being of unprecedented magnitude, the off take of related parts will not contribute to Dealer target achievement, hence will not be considered for performance oriented incentives (POM). To avoid bottleneck of spare parts, please ensure that your initial order is not more than 30% of your total requirement

Damage code: 054930017.

Accounting No.: A warranty/goodwill claim for the costs of labour and material (if any) may be submitted to us, quoting the accounting number 5493001.

Board of Management
Klaus Peter Arnold, Piyush Arora, Hans Michael Huber (Speaker),
Subas Kadlaskar, Augustus Mallier, Sanjay Sahaswala

A Company of the DaimlerChrysler Group

Registered office, Corporate Office & Works: Dr
Sector 15 A, Chh. hali
Pimpri, Pune 411 018 (India)
Phone: (+91) 20 2 2805000
Fax: (+91) 20 2 2805000

: 2 :

It is **mandatory** for you to ensure that the vehicles visiting your workshop are also checked and attended, if applicable, for the below mentioned Service Measures released by us.

1. Recall campaign - Mount ground line & bracket on SBC wiring harness, accounting number 5496033.
2. Recall campaign - Check SBC hydraulic unit and replace if necessary, accounting number 4391101.
3. Check SBC suction hose and replace if necessary, accounting number 4392001.
4. Program battery control unit, accounting number 5498031.


Completion Deadline: This service measure should be completed by **31st December 2005**.

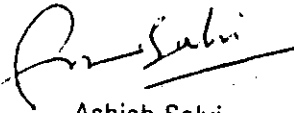
Kindly explain the above instructions to your concerned staff and also provide your **personal attention** to complete this campaign as soon as possible.

For any queries you may have related to this information & activities, please immediately contact the right undersigned or Mr. Devendra Thakur.

Please acknowledge receipt of this letter.

With best regards,
DaimlerChrysler India Private Limited


D. Chandavarkar
Director
After-Sales


Ashish Salvi
Dy. General Manager
Field Service

Copies to - DCIPL Service Representatives } for close follow up with the workshops.

Encl. - Work Instructions
- CD with affected vehicle details

Board of Management :
Klaus-Peter Arnold, Piyush Arora, Hans-Michael Huber (Speaker),
Sahas Kadlaskar, Augustus Mallier, Sanjiv Sahajwala

A Company of the DaimlerChrysler Group

Registered office, Corporate Office & Works (D)
Sector 15-A, Chikhali
Pimpri, Pune 411 018 (India)
Phone (+91) 20 27505000
www.mercedes-benz.co.in

WORK DESCRIPTION FOR SERVICE MEASURE

Code: 0502P54A23

Version 2.1

Replace regulator for alternator
M 112/ M 113

Procedure

Note: Before starting any work make sure to use **DAS Version 04/05** and **add on 0374** or a higher version of DAS.

If DAS is already connected to the vehicle, then start with step 2.




Figure 1

1. Connect Diagnostic Assistance System and start quick test.
2. Check the manufacturer of the alternator (only for M 112, use a mirror, see picture 1)
Note: If the installed alternator is made by Valeo, no further action needs to be taken.
If the installed alternator is made by Bosch, see work procedures.

Note: M 113 engines are only installed with Bosch alternators.
Therefore, on these engines you can replace the alternator's regulator without having to check for the manufacturer.

Work procedure

1. Disconnect ground cable from battery (7 Nm).
2. Remove alternator (G2) (**model 208 only**, mounting bolt 42 Nm).
3. Partially remove lower engine compartment paneling.
4. Disconnect multiplug from regulator (5).
5. Remove caps from circuit 30 connection and disconnect electrical connections from alternator (G2) (nut for B+ on alternator 18 Nm).
6. Remove cover (1) by removing collar nut (2), nut (3) and then screw (4).
7. Remove screws (6) from regulator (5).

8. Replace regulator (5).

Note: Do not damage the carbon brushes in the process.

9. Perform basic programming.

10. Erase any faults that may have been stored.

1080

Parts

Quantity	Designation	Part no.
1	Regulator, Model 211; 215; 219; 220; 220; 230; 463	A 003 154 49 06 05 ✓
1	Regulator, Model 163; 203; 208; 209	A 003 154 50 06 05 ✓
As required	Screw (regulator to alternator)	N 007 985 004 151 ✓
As required	Screw (regulator to alternator)	N 007 985 004 132 ✓

Operation text and flat rate

Operation no.	Operation text	Flat rate	Accounting no.
02 - 4762	Disconnect/connect Diagnostic Assistance System (DAS)	0.2 h	54 930 01
02 - 4827	Check regulator for alternator (M 112)	0.1 h	54 930 01
02 - 4828	Replace regulator for alternator (with DAS connected) Model 163 M113	0.8 h	54 930 01
02 - 4828	Replace regulator for alternator (with DAS connected) (Model 211/215/220/230)	0.7 h	54 930 01
02 - 4828	Replace regulator for alternator (with DAS connected) (Model 215/220 M 113 AMG)	0.8 h	54 930 01
02 - 4828	Replace regulator for alternator (with DAS connected) (Model 203/209 M 113)	0.8 h	54 930 01
02 - 4828	Replace regulator for alternator (with DAS connected) (Model 219/463 M 113)	0.6 h	54 930 01
02 - 4828	Replace regulator for alternator (with DAS connected) (Model 208 M 113)	1.0 h	54 930 01