



Mercedes-Benz

Mercedes-Benz  
India Private Limited

Pune, November 13, 2008

**Workshop Incharge**  
MB India Authorised Workshops

**Service measure during next workshop visit**  
**Replace upper guide pulley for V-belt**  
**Model 164; 171; 211; 219; 221 with M272/M273**  
**Accounting No. 2092010.**

Dear All,

We are in receipt of the subject Service Measure from DAG for vehicle models 164; 171; 211; 219; 221 with M272/M273. The list of affected vehicles is attached herewith for your ready reference.

A noise-optimized guide pulley is available for these vehicles. In order to avoid any noise complaints at the belt drive, the upper guide pulley on the affected vehicles needs to be replaced as a precautionary measure. Please perform the work **during the next workshop visit of these vehicles**. Please refer to the attached work descriptions for the work procedures.

**Spare Parts, Operation texts and flat rates:**

Please refer enclosed Work Instructions.

**Damage code: 020920107.**

**Accounting No.:** A warranty/goodwill claim for the costs of labour and material (if any) may be submitted to us, quoting the accounting number **2092010**.

..... 2

**Completion Deadline:** This service measure should be completed by 31<sup>st</sup> December 2009.

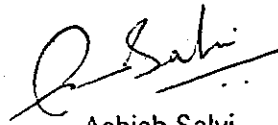
For any queries you may have related to this information & activities, please contact the right undersigned or Mr. Devendra Thakur.

Please acknowledge receipt of this letter.

With best regards,  
Mercedes-Benz India Private Limited




D. Chandavarkar  
Director  
After-Sales




Ashish Salvi  
Dy. General Manager  
Field Service


Copies to - MBIPL Service Representatives - For close follow up with the workshops.


Encl. - Work Instructions  
- Vehicle list Ref. e-mail


Ashish Rawal 

Rakesh Patel 

Ictan Trivedi - Trivedi

Sunish Nambiar 

Narayan Vaghela 

Jasmine Patel 

Pragat Rathod 

## WORK DESCRIPTION FOR SERVICE MEASURE

Code: 0710P20B12

Version: 2.0

**Replace guide pulley A for V-belt**  
Model 164; 171; 211; 219; 221 with M272/M273

### Work Procedure

1. Remove engine cover.
2. Remove cap (A) (figure 1).




Figure 1

3. Detach V-belt (B) in area of guide pulley (C) (figure 2).




Figure 2

4. Replace guide pulley (C) (Nm 30; figure 2).  
**i** The cap can no longer be used!
5. Assemble in the reverse order.

**Parts**

Quantity	Designation	Part no.
1	Guide pulley	A 272 202 10 19 05

**Operation Text and Flat Rate**

Operation no.	Operation text	Flat rate	Accounting no.
02-5966-01	Replace guide pulley A for V-belt	0.5 hours	20 920 10
02-5966-01	Replace guide pulley A for V-belt Model 171 and 236	0.6 hours	20 920 10

Mercedes-Benz  
Global Service & Parts