

DAIMLERCHRYSLER

Service Information

Distribution : Dealers + Service Stations
MBIL Field Service Rep.

| |
|---|
| X |
| X |

29 September, 2000

S. I. No. - IND 82/001

 Passenger Car

Applicable to : W 220

Prevention of non functioning of antenna

Antenna may non-function because of the antenna PCB getting cut/ short circuited due to welding burr noticed on roof panel where Antenna is fitted (please refer enclosed pictures).

In order to prevent this, the self sticking felt (minimum 5 mm thickness) is required to be added on the body above all the four Antenna PCBs. The working instructions are given below :

1. Remove both 'C' pillar
2. Remove rear roof handle
3. Remove clips of rear roof
4. Pull down the roof from rear side (It has Velcro on the roof and body panel)
5. Now remove antenna
6. Apply felt on body (Felt location should be above the 4 PCB's of Antenna)
7. Re-assemble the parts back

A list of affected vehicles dispatched to you is enclosed herewith.

If the vehicles are not yet delivered to the Customers, we request you to carry out this job immediately. For the delivered vehicles, please complete this job during the next visit to the workshop.


Please acknowledge receipt of this Service Information and kindly send us the completion reports as soon as the jobs are completed.

With best regards,
Mercedes-Benz India Limited.


O. Oliveira
General Manager
Aftersales


D. Chandavarkar
Divisional Manager
Field Service



To be done
under warranty


3/9/01

Encl - As above

Mercedes-Benz India Limited
Sector No. 15 - A
Chikhali Village
Pimpri
Pune - 411 018

All rights, including reprint,
reproduction or translation (also of
extracts) reserved



Welding burr on roof panel

PCB

