

DAIMLERCHRYSLER

Service Information

Distribution: Dealers + Service Centres
DCIPL Field Service Rep.

| |
|---|
| x |
| x |

28th July 2005

S. I. No. - IND 32/004

 Passenger Car

Applicable to

Model: W 220 except CODE (487) Active Body Control (ABC)

Kind Attention - Workshop Managers

Dear All,

Kindly find herewith the information on latest repair option available (Document Ref. No. SI32.22-P-0004A, dated 26th July 2005) for the air suspension strut on front axle. We kindly request you to refer the suggested repair option while attending the jobs on leaky front air suspension struts.

The operation items and work units are explained in the documents, reference numbers SI32.22-P-0004A and SI32.22-P-0004A.

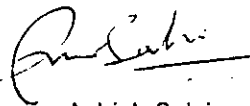
Kindly ensure that your concerned staff is well aware of the above.

In case of any queries, please feel free to contact us.

With best regards,
DaimlerChrysler India Private Limited



D. Chandavarkar
General Manager
After-Sales




Ashish Salvi
Dy. General Manager
Field Service

Copy to - DC India Service Representatives for necessary follow-up.

Encl: As Above.

Dharmy
Pt. got through thoroughly
educate your Technicians
Team. Sign & bit
responsibility
Father Pt.
to case 05/07/05
1/8/05

Reviewed
on 30/7/05
at 6:12 PM
(Signature)





Mercedes-Benz

service information

Air suspension update 09/05




Group 32

SI32.22-P-0004A

26.07.2005

| | | |
|-----------------|-----------------------------------------------------------------------------|---------|
| SI32.22-P-0004A | Service Information: Repair options for the front axle air suspension strut | 18.7.05 |
|-----------------|-----------------------------------------------------------------------------|---------|

MODELS 220 except CODE (487) Active Body Control (ABC)




P32.22-2412.01

Picture 1: Air spring plunger separated from the support bearing



P32.22-2413.01

Picture 2: Grasp the air spring plunger with the hand



P32.22-2414.01

Picture 3: Pull the air spring plunger downwards by hand and press onto the support bearing

7 Air spring plunger

©2005 DaimlerChrysler AG

This document with all its contents is protected by copyright. No part of this document may be reproduced, stored in a retrieval system, or transmitted in any form or by any means, electronic, mechanical, photocopying, recording, or by any information storage and retrieval system, without the prior written permission of DaimlerChrysler AG. This applies in particular to the reproduction, distribution, and use of the contents of this document for advertising or promotional purposes. The reproduction, distribution, and use of the contents of this document for advertising or promotional purposes is prohibited.

Page 1 of 1

i Due to recent events we would again like to point out the repair options for the air suspension strut on the front axle. (see also the documents published on this.)

Before replacing a supposed leaky suspension strut, in each case carry out the leak test on the head bearing using soapy water.

If there is a lack of pressure in the suspension strut it may be that in the full rebound travel condition the air spring plunger separates from the support bearing (picture 1). In this case to test whether there is leakage at the head bearing, proceed as follows:

Fill the air spring using the DAS (Diagnosis Assistance System), in the process pull the air spring plunger of the air spring downwards firmly by hand so that the air does not escape between the air spring plunger and the support bearing (picture 2 and 3).

Once the suspension strut is filled, carry out the repair test on the head bearing and repair if necessary.

i After using the repair kit likewise proceed as described above when filling the air suspension strut (picture 2 and 3).

i Air suspension struts on which the air spring plunger is separated from the support bearing (picture 1) can be filled with air and repaired again without problems. ~~They must not be exchanged for a new suspension strut.~~

The operation items and work units are explained in the published documents.

| | | | |
|-----------|------------------------------------------------|---------------------------------------------------------------------|------------------|
| AF | Air suspension strut leaky in area of adhesive | Model 220 up to 360985 except CODE (487a) Active Body Control (ABC) | AF32.22-P-4040AU |
| AR | Seal top air suspension strut | Model 220 except CODE (487) Active Body Control (ABC) | AR32.22-P-1600I |